

JetCard 2215 Quick Installation Guide



Package

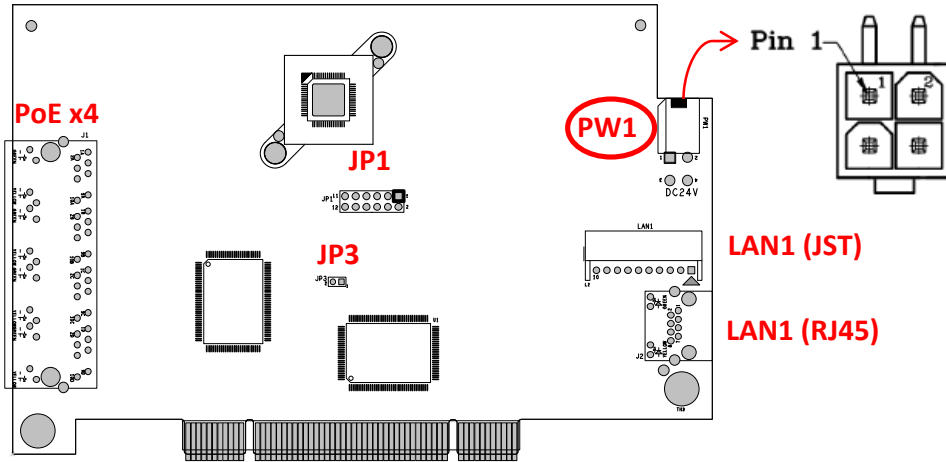
- JetCard 2215
- DC Connector Cable, ATX R4 pin to L4 pin, 30cm
- Quick installation guide
- Documentation and software CD-ROM

Overview

- Dimension (mm):107 x 166

OS support

- Windows NT/2000/2003/XP
- Linux 2.4.x/2.6.x



PIN assignment—Power connector (PW1, ATX 4P)

—Power Connector Cable(ATX R4 pin to L4 pin)



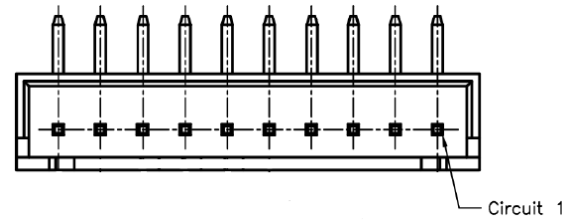
4-Pin 12V P4 Connector

Molex IDE Connector

Power Signal	Color	Pin	Pin	Power Signal
GND	Black	1	1	GND
GND	Black	2	2	12~24V DC
12~24V DC	Yellow	3	3	
12~24V DC	Yellow	4	4	


- Power supply:
12~24V DC (ATX 4P connector)for system use and PoE function
- Power consumption:
80W (incl. PoE)

PIN assignment—LAN (LAN1, JST 10pin)



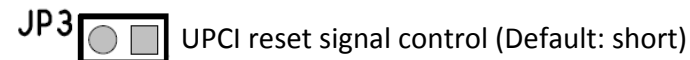
PIN	Function	PIN	Function
1	Tx+ (UTP wire1)	6	NC (Optional for UTP wire7,8)
2	Tx- (UTP wire2)	7	Link/Act LED Pos-lead
3	Rx+ (UTP wire3)	8	Link/Act LED Neg-lead
4	Rx- (UTP wire6)	9	Dup/Col LED Pos-lead
5	NC (Optional for UTP wire4,5)	10	Dup/Col LED Neg-lead

PIN assignment—PoE LED (JP1, 6x2 header)



PIN	Function	PIN	Function
1	PoE LED1 +	7	PoE LED4 +
2	PoE LED1 -	8	PoE LED4 -
3	PoE LED2 +	9	I2C SCL
4	PoE LED2 -	10	I2C SDA
5	PoE LED3 +	11	NC
6	PoE LED3 -	12	GND

PIN assignment—UPCI select (JP3, 1x2 jumper)



Copyright©2010 Korenix Technology Co., Ltd.
 All rights reserved. Reproduction without permission is prohibited.
 Specification subjects to change without notice.
 Customer Service: KoreCARE@korenix.com
 CPQ000C2215000

Patent No. (Taiwan):
 Granted Invention: I 313547 (發明)
 Utility Model: M339840 (新型)
 Utility Model: M339841 (新型)